

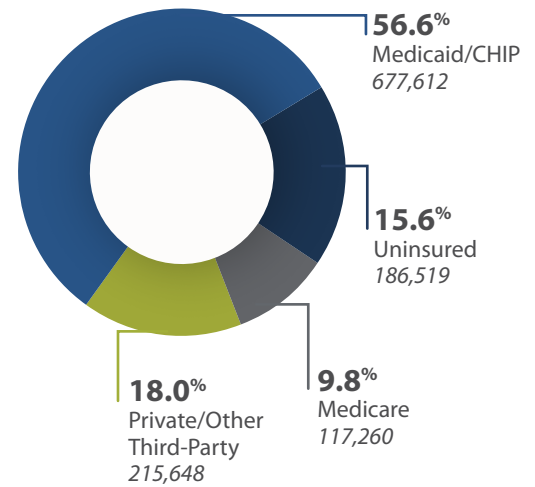
Washington State Community Health Centers

1,197,039 Total Patients
350+ Delivery Sites

Washington State Community Health Centers (CHCs) are local, nonprofit, community-driven, and patient-centered health care organizations. They provide comprehensive and cost-effective care options for the most underserved communities in Washington State. CHCs have decades of experience providing essential services efficiently.



Patients by Insurance Status



Experienced

More than 50 years of delivering quality primary care tailored to the needs of underserved populations.

12,269 (FTE) staff provide primary care services, preventive services, and wraparound services. CHCs ensure that their care is culturally appropriate, in part by employing bi- or multilingual staff.

Patients represent a majority of members on CHC boards. This ensures that care is responsive to patients' needs.

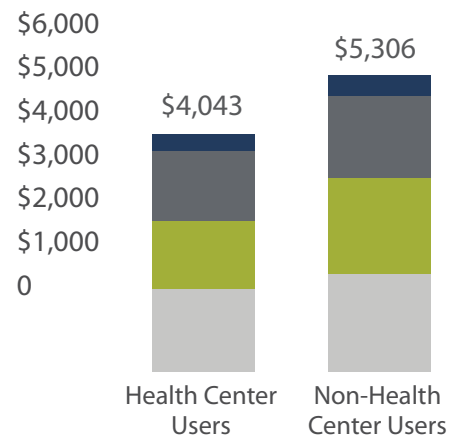
Essential

CHCs have seen a **47.76% increase** in the number of total patients in the last 10 years.

CHCs connect patients to a health care home, which reduces health care disparities.

Efficient

Nationwide, CHCs save **\$1,263** in Medicaid dollars per patient per year.



- Hospital Emergency Department
- Hospital Inpatient
- Ambulatory
- Other Services

Source: NACHC analysis based on KU, L. et al. *Using Primary Care to Bend the Curve: Estimating the Impact of a Health Center Expansion on Health Care Costs*. GWU Department of Health Policy. Policy Research Brief No. 14. September 2009

WA State CHC Patients Include:

98,256
Migrants / Seasonal Farmworkers

23,803
Veterans

93,295
Mental Health Patients

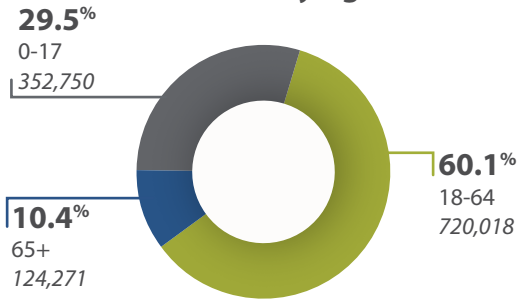
114,209
Homeless Patients

432,571
Dental Patients

Who We Serve

CHCs serve all patients, regardless of their ability to pay.

Patients by Age



Patients by Income Level



Patients by Demographics

2022 data as reported to UDS

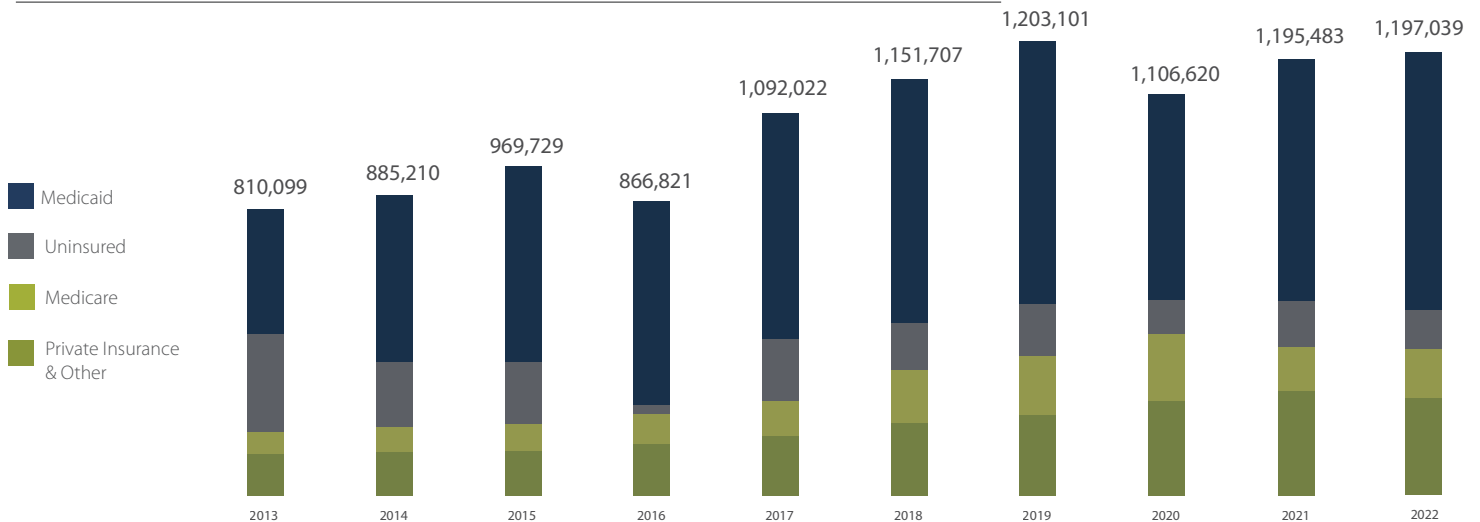
Race and/or Ethnicity	% of Patients Who Responded*
Black/African American	8.6%
Asian	8.5%
American Indian / Alaska Native	2.7%
Native Hawaiian / Other Pacific Islander	1.9%
Non-Hispanic White	51.7%
More than one race	2.8%
Hispanic / Latino	37.2%

23.2% were unreported or chose not to disclose race and/or ethnicity

27.2%

Best served in a language other than English

Washington State CHC Patients Over the Last 10 Years



CHCs Provide

Primary Care Services

- Primary medical care
- Dental care
- Behavioral health care
- Pharmacy
- Pediatric care
- Women's health care
- School Based Health Centers
- Substance use disorder treatment

Preventive Care Services

- Nutrition
- Family planning
- Vision and hearing screenings
- Cancer screenings
- Chronic disease management
- Health education and promotion

Wraparound Care Services

- Interpretation/translation
- Community outreach and resources
- Insurance enrollment and eligibility
- Transportation
- Case management
- Specialty care referrals
- Telehealth

Data Source: 2022 Uniform Data System (UDS)



Washington Association for Community Health
Community Health Centers
Advancing Quality Care for All



COMMUNITY HEALTH NETWORK of Washington™